

YEAR 11 GCSE



Revision Booklet

Your success starts here

Name _____

Tutor Group _____

Dear student

You have reached the most important and most exciting phase of your school career. Before you lie abundant possibilities, impressive career paths and every adventure that life has to offer. You only need to do one thing - grab those opportunities with both hands! Your actions have never been more impactful than they are now, your commitment and resolve, never more tested. But you are the master of your own destiny, the orchestrator of your victories. Now is the time to dream big, to plan the minutia of your strategy and most importantly of all, to summon the courage to believe in yourself, because we believe in you. We have witnessed your growth and development, we know what you are capable of and we will support you every step of the way.

Inside this booklet you will find the tools to help you begin this journey. As you are already aware, the November mock exams are so incredibly important and we cannot urge you any more strongly, to act immediately, to make the best possible use of the half term break, to utilise the strategies and resources inside this booklet.

Before you begin, take a moment to imagine GCSE results day in August 2021. Fill in the box below, commit to your ambition and then make it happen.

Yours sincerely

All the staff of Stanchester Academy

What will success look like?

How will it feel?

What did I do to create this success?

What will this success enable me to do next?



WEEK 1	MONDAY 2 NOV	TUESDAY 3 NOV	WEDNESDAY 4 NOV	THURSDAY 5 NOV	FRIDAY 6 NOV
P1 08:30-9:15	ENGLISH LITERATURE Paper 1 1h 45m START: 08:30 FINISH: 10:15 11JB & 11RB to HALL 11JG & 11TT to GYM	MATHS Paper 1 1h 30m START: 08:30 FINISH: 10:00 Foundation HALL Higher GYM	ENGLISH LITERATURE Paper 2 1h 45m START: 08:30 FINISH: 10:15 11JB & 11RB to HALL 11JG & 11TT to GYM	BIOLOGY Paper 1 Triple Science HALL 1h 45m START: 08:30 FINISH: 10:15	MATHS Paper 2 1h 30m START: 08:30 FINISH: 10:00 Foundation HALL Higher GYM
				BIOLOGY Paper 1 Combined Science GYM 1h 15m START: 9:15 FINISH: 10:30	
				P2 09:15-10:00	
P3 10:00-10:45	BREAK 10:45-11:30				
P4 11:30-12:15		HISTORY Paper 1 Crime & Punishment 1 hr GYM START: 11:40 FINISH: 12:40		GEOGRAPHY Paper 1 1h GYM START: 11:40 FINISH: 12:40	HISTORY Paper 1 Saxon and Norman England. 1 hr GYM START: 11:40 FINISH: 12:40
P5 12:15-13:00					

WEEK 2	MONDAY 9 NOV	TUESDAY 10 NOV	WEDNESDAY 11 NOV	THURSDAY 12 NOV	FRIDAY 13 NOV
P1 08:30-9:15	CHEMISTRY Paper 1 Triple Science HALL 1h 45m START: 08:30 FINISH: 10:15	MATHS Paper 3 1h 30m START: 08:30 FINISH: 10:00 Foundation HALL Higher GYM	PHYSICS Paper 1 Triple Science HALL 1h 45m START: 08:30 FINISH: 10:15	BUSINESS Paper 1 1h 45m GYM START: 08:30 FINISH: 10:15	CITIZENSHIP Paper 1 1h 45m GYM START: 08:30 FINISH: 10:15
P2 09:15-10:00	CHEMISTRY Paper 1 Combined Science GYM 1h 15m		PHYSICS Paper 1 Combined Science GYM 1h 15m		
P3 10:00-10:45	START: 9:15 FINISH: 10:30		START: 9:15 FINISH: 10:30		
BREAK 10:45-11:30					
P4 11:30-12:15	GEOGRAPHY Paper 2 1h 5m GYM START: 11:40 FINISH: 12:45	YEAR 11 SPORTS SCIENCE and STUDIES GYM 1h START: 11:35 FINISH: 12:35	COMPUTER SCIENCE Paper 1 1h 30m GYM START: 11:35 FINISH: 13:05	GEOGRAPHY Paper 3 1h 15m GYM START: 11:40 FINISH: 12:55	YEAR 10 SPORTS STUDIES HALL 1h START: 10:50 FINISH: 11:50
P5 12:15-13:00					

WEEK 3	MONDAY 16 NOV	TUESDAY 17 NOV	WEDNESDAY 18 NOV	THURSDAY 19 NOV	FRIDAY 20 NOV
P1 08:30-9:15	BIOLOGY Paper 2 Triple Science HALL 1h 45m START: 08:30 FINISH: 10:15	FRENCH M14 Higher Listening 45m Reading 1h START: 08:30 FINISH: 10:25 HALL Foundation Listening 35m Reading 50m START: 08:30 FINISH: 10:00	SPANISH HALL Higher Listening 45m START: 08:30 FINISH: 10:25 M14 Foundation Listening 35m START: 08:30 FINISH: 10:00		FOOD PREPARATION AND NUTRITION Paper 1 1h 45m GYM START: 08:30 FINISH: 10:15
P2 09:15-10:00	BIOLOGY Paper 2 Combined Science GYM 1h 15m START: 9:15 FINISH: 10:30				
P3 10:00-10:45		BREAK 10:45-11:30			
P4 11:30-12:15	ART 11:30-13:00 Lunch 13:00-13:45 13:45-14:40	CITIZENSHIP Paper 2 GYM 1h START: 11:35 FINISH: 12:35	PHOTOGRAPHY 11:30-13:00 Lunch 13:00-13:45 13:45-14:40	FRENCH AND SPANISH Writing Higher: Gym H: 1h 15 START: 11:40 FINISH H: 12:55 Foundation: Hall START: 11:40	ART 11:30-13:00 Lunch 13:00-13:45 13:45-14:40

WEEK 4	MONDAY 23 NOV	TUESDAY 24 NOV	WEDNESDAY 25 NOV	THURSDAY 26 NOV	FRIDAY 27 NOV
P1 08:30-9:15	ENGLISH LANGUAGE Paper 1 1h 45m START: 08:30 FINISH: 10:15 11JB & 11RB to HALL 11JG & 11TT to GYM	Drama Theatre observation and critique followed by walking- talking mock. All day event in the hall.	ENGLISH LANGUAGE WALKING TALKING MOCK Paper 2 2h 15m START: 08:30 FINISH: 10:45 11JB & 11RB to HALL 11JG & 11TT to GYM	Drama All day event	INSET
P2 09:15-10:00					
P3 10:00-10:45					
BREAK 10:45-11:30					
P4 11:30-12:15	PHOTOGRAPHY 11:30-13:00 Lunch 13:00-13:45 13:45-14:40				

Revision Strategies

Self-Assessment



Use your Knowledge Checklists/PLCs at the start your revision with a self-assessment of what you already confidently know, what you need to review and what you need to cover again.

As you plan your revision prioritise the **red** content first, review the amber next and leave the green content until last. This way, you will focus on the content you struggled with first.

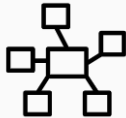
Make an Effective Revision Timetable



Don't just create a revision timetable with a subject per day; plan what you are going to look at, when, and for how long (See this pack for template). Be realistic about what time you can commit.

Plan to "interleave" topics - this means switching between topics over time, rather than covering one topic in a "block". Interleaving topics is proven to have a high impact on long-term memory.

Visual Revision



This method involves you transforming your notes into a visual format. Whether this be putting the subject content into a graphic organiser such as a Venn diagram, a mind map, chain diagram, or a sequential thinking model, the key idea is to make it visual to allow you to draw links between stages, content and images. When you have the same information in words and visuals it gives you two ways of remembering the information later on.

Different formats can be found here:

<https://www.eduplace.com/graphicorganizer/>

Flashcards



Probably the simplest of methods to help you to recall knowledge. Create cards with questions on one side and answers on the other. You may choose to colour code your cards based on topic or content.

You may want to try using the Leitner Method, which involves spaced repetition. You can find more information on the method in the video link below:-

<https://www.youtube.com/watch?v=C20EvKtdJwQ&feature=youtu.be>

Revision Clock

This method involves you breaking your topic down over a 1 hour period. You'll need an A3 sheet and a clock image in the centre. Split the sheet into 5 or 10-minute chunks. Give each section a focus from the topic. Spend no longer than the time designated to each section on that part of the topic.

The revision clock worksheet is divided into 12 segments around a central clock face. Each segment contains a specific problem or task:

- 12:00 (Averages from a table):** Top works in a garden shop. The table shows information on the sales of garden gnomes the last 20 customers bought.

Day	No. of gnomes sold	Revenue
S	5	10
M	3	6
Tu	10	20
W	15	30
Th	8	16
F	12	24
- 1:00 (Probability):** There are black, grey and white balls in a bag. In the probability table mark with an arrow the probability of...

Outcome	Probability
Black ball	0.2
Grey ball	0.3
White ball	0.5
- 2:00 (Averages from a table):** Calculate the mean shoe size.

Shoe Size	Number of shoes
4	2
5	11
6	12
7	2
- 3:00 (Probability):** A standard six-sided die is rolled. What is the chance of rolling the following number?

Number	Probability
1	1/6
2	1/6
3	1/6
4	1/6
5	1/6
6	1/6
- 4:00 (Averages from a table):** Compare the average goals scored by the two football teams. Which team is statistically the better football team?

Team	Goals Scored	Games Played
Team A	15	10
Team B	12	8
- 5:00 (Probability):** A number is chosen from 1 to 10. What is the probability of...

Number	Probability
1	1/10
2	1/10
3	1/10
4	1/10
5	1/10
6	1/10
7	1/10
8	1/10
9	1/10
10	1/10
- 6:00 (Averages from a table):** Calculate the mean shoe size.

Shoe Size	Number of shoes
4	2
5	11
6	12
7	2
- 7:00 (Probability):** A number is chosen from 1 to 10. What is the probability of...

Number	Probability
1	1/10
2	1/10
3	1/10
4	1/10
5	1/10
6	1/10
7	1/10
8	1/10
9	1/10
10	1/10
- 8:00 (Averages from a table):** Calculate the mean shoe size.

Shoe Size	Number of shoes
4	2
5	11
6	12
7	2
- 9:00 (Probability):** A number is chosen from 1 to 10. What is the probability of...

Number	Probability
1	1/10
2	1/10
3	1/10
4	1/10
5	1/10
6	1/10
7	1/10
8	1/10
9	1/10
10	1/10
- 10:00 (Averages from a table):** Calculate the mean shoe size.

Shoe Size	Number of shoes
4	2
5	11
6	12
7	2
- 11:00 (Probability):** A number is chosen from 1 to 10. What is the probability of...

Number	Probability
1	1/10
2	1/10
3	1/10
4	1/10
5	1/10
6	1/10
7	1/10
8	1/10
9	1/10
10	1/10
- 12:00 (Averages from a table):** Calculate the mean shoe size.

Shoe Size	Number of shoes
4	2
5	11
6	12
7	2

Self-Quizzing



This is one of the simplest and most effective revision strategies. It involves testing what you know. The effort to remember something helps to strengthen your memory.

Create quizzes to test yourself and your friends. Questions may include multiple choice, true or false or odd one out. Then, self-mark or check your friend's answers and see what you got right and what you still need to learn.

This also works really well if you get someone at home to ask you the questions you have created. Finally, websites such as quizlet, kahoot and Seneca are great for this.

Knowledge Organisers



This method involves you creating a summary of the topics into just the 'absolutely essential' information. What must you really know? You can use the Knowledge Organisers you use in class to test yourself using "look, cover, write, check", or any other methods listed in this guide.

You could also try creating your own Knowledge Organisers - just based on the knowledge and content you personally most need to work on within a topic. Try dual coding - this means you put your knowledge into words and images. This increases your chances of remembering it.

Deliberate Practice




Answer exam questions in timed conditions then get them marked or mark them yourself using the mark scheme.

Model Answers



Use a model answer from your teacher or from class, and pick out the features that make it so great. Then revise examples of these successful features so that you can use them in your own work.

Look After Yourself



Remember that cramming is not effective if you want to remember the information in the long-run. It is vital that you spread your revision out over time, and that you take regular breaks. There is a huge amount of research proving that getting sufficient sleep hugely improves your brain's performance. So take care of yourself and get some rest as well as working hard.

Creating an Effective Revision Timetable

You will have probably heard that creating a revision timetable can really support successful revision, however not all revision timetables are created equal - some are far more impactful than others! This revision timetable will help you carry out far more purposeful and effective revision. The key is to be **SMART** about your learning:

- Set a **SPECIFIC** target, rather than something vague or general.
- How will you **MEASURE** if your revision has been successful?
- Set a challenging, but **ATTAINABLE** target. Frequent, small gains are the key to successful and secure learning.
- Is your target **REALISTIC**?
- Remember, you have many subjects to revise for, you need to divide your time wisely and so your targets need to be **TIME-BOUND**.

You should also beware of falling into the trap of revising the subjects that you enjoy the most and nothing else. You are probably performing better in your favourite subjects already and it is essential that you demonstrate well-rounded, balanced knowledge and skills to prospective colleges and employers. Anyone can excel in 1 or 2 subjects, the aim is to perform as well as you possibly can across all of your courses. You should therefore plan to revise the subjects that you are not so confident in, more frequently.

	Mon	Tues	Weds	Thurs	Fri	Sat	Sun	
<u>Subject 1</u> Knowledge checklist topic	Spanish Verb tables (preterit and present)	Geography Coastal landforms				Day off		
When	3pm-3:30pm	3pm-3:30pm						
Revision strategies / methods	Look, cover, write, check	Mind-map						
How will I know if I've "got it"?	Get Mum/Dad to test me	Re-draw my mind-map from memory						
<u>Subject 2</u> Knowledge checklist topic	Science Photosynthesis							
When	4pm-4:30							
Revision strategies / methods	Quizzing (Seneca)							
How will I know if I've "got it"?	Seneca score X points higher than last time.							

Give yourselves a break too - this is a marathon, not a race!

October Half-Term Revision Timetable

	Mon 26 th Oct	Tues 27 th Oct	Weds 28 th Oct	Thurs 29 th Oct	Fri 30 th Oct	Sat 31 st Oct	Sun 1 st Nov
<u>Subject 1</u> Topic							
When							
Revision strategies							
How will I know if I've "got it"?							
<u>Subject 2</u> Topic							
When							
Revision strategies							
How will I know if I've "got it"?							
<u>Subject 3</u> Topic							
When							
Revision strategies							
How will I know if I've "got it"?							
<u>Subject 4</u> Topic							
When							
Revision strategies / methods							
How will I know if I've "got it"?							

	Mon	Tues	Weds	Thurs	Fri	Sat	Sun
<u>Subject 5</u> Topic							
When							
Revision strategies							
How will I know if I've "got it"?							
<u>Subject 6</u> Topic							
When							
Revision strategies							
How will I know if I've "got it"?							
<u>Subject 7</u> Topic							
When							
Revision strategies							
How will I know if I've "got it"?							

A copy of this booklet and timetable will be available on Teams so that you can continue your revision and maintain your progress throughout the mock period.

AQA GCSE in English Language

The AQA GCSE in English Language is comprised of 2 papers, both of which are worth 80 marks. Below you will find a breakdown of each paper, the order in which you should complete the questions, and how long you should spend on each question. You will also find recommendations for revising for GCSE English Language and information about where you can go for help and support in ensuring you are as prepared as possible for success in GCSE English Language.

Language Paper 1: Explorations in Creative Reading and Writing

There are 2 sections to this paper. Section B tests your creative writing skills and your spelling, punctuation and grammar. Section A tests your skills in explaining the effects of writers' choices on readers and your ability to make critical evaluations of a text and justify these with evidence from the text.

This paper is worth 80 marks, or 50% of your overall grade in GCSE English Language.

The table below outlines the order in which you should complete the questions, the content of the questions, the marks available, and how long you should spend on each question.

Question	Question content	Marks	Timings
Q5	Write a description or story based on an image or word prompt (choice of 2 options)	24 for content 16 for accuracy	10 mins planning 30 mins writing 5 mins checking and editing
Q4	To what extent do you agree with a statement about the extract (always agree partly or completely; never disagree)	20	10 mins annotating extract and panning 15 mins writing
Q1	List four things (you can directly quote)	4	5 mins
Q2	How has the writer used language	8	5 mins annotating extract 10 mins writing
Q3	How has the writer structured the text to interest you as a reader	8	5 mins planning 10 mins writing

Language Paper 2: Writers' Viewpoints and Perspectives

There are 2 sections to this paper. Section B tests your skills in writing for a specific purpose and in a specific form, as well as your spelling, punctuation and grammar; Section A tests your skills in explaining the effects of writers choices, and in summarising comparing, and inferring information from 2 sources about the same topic.

This paper is worth 50% of your overall grade in GCSE English Language.

The table on the next page outlines the order in which you should complete the questions, the content of the questions, the marks available, and how long you should spend on each question.

Question	Question content	Marks	Timings
Q5	Write an article/letter/speech/essay/text for a leaflet to explain/argue/persuade/instruct/advise. In short, you will be given a topic and asked to write a piece giving your viewpoint or perspective on the given topic	24 for content 16 for accuracy	10 mins planning 30 mins writing 5 mins checking and editing
Q1	Choose the four statements which are true (Shade the boxes of the true statements (1 source)	4	5 mins
Q3	How has the writer used language (1 source)	12	5 mins annotating, 10 mins writing
Q2	Summarise the similarities and/or differences (2 sources)	8	5 mins planning, 10 mins writing
Q4	Compare how the writers convey their similar/different viewpoint/perspectives	16	10 mins planning 15 mins writing

What you can do to prepare for the GCSE English Language exams:

- Read! Reading a variety of high quality fiction and non-fiction texts regularly will widen your vocabulary and improve the quality of your writing. If you also take time to think about what the writer has done to make you think/feel a certain way this also practices the analytical skills you need for success in Section A.
- practice questions/papers. You can self-mark these, work with a friend and mark each other's, or ask your teacher to mark them and give you feedback.
- Read and mark model responses at or above your target grade and identify what has made them successful.
- Daily 10 minute revision of spelling, punctuation and grammar; identify your areas of weakness and take direct action to improve these (see below for links to useful websites and resources). The accuracy/SPaG marks are worth 20% of your total GCSE grade.

Where can you go for support in preparing for the GCSE English Language exams:

- Any teacher in the English department! We are your most valuable resource; we can provide you with practice papers and model answers, help you with specific questions you find challenging, mark practice papers/questions you have completed and give you feedback – and lots more!
- Revision guides – we have CGP and Snap revision guides we can sell you, and there are lots available online and in bookshops. We would suggest finding a brand you like and using the same brand for all your revision guides.
- Revision websites, podcasts and Youtube channels (here are some of our favourites):
 - BBC Bitesize: <https://www.bbc.co.uk/bitesize/examspecs/zcbchv4>
 - Mr Bruff's Podcast: <https://mrbruff.com/mrbruffpodcast/>
 - Mr Bruff's Language Revision Videos: https://www.youtube.com/user/mrbruff/playlists?view=50&sort=dd&shelf_id=10
 - Mr Salles Q5 Revision videos: https://www.youtube.com/c/MrSallesTeachesEnglish/playlists?view=50&sort=dd&shelf_id=10

- GCSE Revision Pod: <https://podtail.com/en/podcast/gcse-english-revisionpod/>

AQA GCSE in English Literature

The AQA GCSE in English Literature has been altered this year to take into account the issues that COVID has caused. Please read the information below carefully to ensure you are clear on what the GCSE exams will look like.

GCSE English Literature Paper 1:

Paper 1 will consist of a choice of 2 of the following 3 options. Please highlight and/or ✓ the 2 options we have chosen. Each question will be worth 30 marks. There will be no marks for SPaG.

<p>1A: Power and Conflict Poetry. You will be given 1 poem and a theme/idea and asked to choose 1 other poem from the anthology to make a comparison.</p>	
<p>1B: A Christmas Carol. You will be given an extract from 'A Christmas Carol' and asked to write about the development of a specific theme/character/idea in that extract, and in the text as a whole.</p>	
<p>1C: Animal Farm. You will be given a choice of 2 questions, with no extract. Each question will ask you to write about the development of a specific theme/character/idea throughout the text.</p>	

In the exam you will have 50 minutes to answer a question on one text. These exam scripts will then be collected in by the invigilators. You will then have 50 minutes to answer a question on the second text.

You should spend: 15 minutes planning; 35 minutes writing; and 10 minutes checking your response and identifying where you can improve your analysis and/or explanation of the effects of writers' choices.

GCSE English Literature Paper 2:

Paper 2 will last for 1 hour and 45 minutes and will consist of the following:

<p>Section A: Romeo and Juliet You will be given an extract from 'Romeo and Juliet' and asked to write about the development of a specific theme/character/idea in that extract, and in the text as a whole.</p>	<p>30 marks for analysis 4 marks for SPaG</p>
<p>Section B: Unseen Poetry part 1 You will be given a poem and a specific theme or idea and asked to explain how the poet has presented their ideas/feelings on that theme/idea in the poem.</p>	<p>24 marks for analysis 4 marks for SPaG</p>
<p>Section B: Unseen Poetry part 2 You will be given a second poem and a specific theme or idea and asked to compare how the poets have presented their feelings/ideas on the theme/idea given.</p>	<p>8 marks</p>

What you can do to prepare for the GCSE English Literature exams:

- Know the texts: for each text, make sure you know:
 - The key plot events and the order in which they happen
 - What the key characters are like and how they develop
 - Their key themes/ideas
 - The writers' purpose – why they wrote the text and how they wanted readers to respond
- Re-read the texts and/or listen to the audiobook, and annotate the text with ideas as you read/listen
- Create and use revision resources covering the areas listed above
- Complete practice questions/papers. You can self-mark these, work with a friend and mark each other's, or ask your teacher to mark them and give you feedback.
- Read and mark model responses at or above your target grade and identify what has made them successful.

Where can you go for support in preparing for the GCSE English Literature exams:

- Any teacher in the English department! We are your most valuable resource; we can provide you with resources and would absolutely love to discuss our ideas about the literature texts with you outside of the lessons – why not find us when we are on duty and get us talking?
- Revision guides – we have Romeo and Juliet annotated play revision guides we can sell you, and there are lots available online and in bookshops. We would suggest finding a brand you like and using the same brand for all your revision guides.
- Seneca – aim to revise in 15-20 minute chunks several times per week and use Seneca to identify areas of weakness that you need to spend more time focussing on
- Revision websites, podcasts and Youtube channels (here are some of our favourites):
 - BBC Bitesize: <https://www.bbc.co.uk/bitesize/examspecs/zxqncwx>
 - Oak Academy: <https://classroom.thenational.academy/subjects-by-key-stage/key-stage-4/subjects/english>
 - Mr Bruff's Podcast: <https://mrbruff.com/mrbruffpodcast/>
 - Mr Bruff's Literature Revision Videos: <https://www.youtube.com/user/mrbruff/playlists>
 - Stacey Reay's revision videos: https://www.youtube.com/channel/UCJhuqpyhE8NzYZFkwTzi_7g/playlists
 - GCSE Revision Pod: <https://podtail.com/en/podcast/gcse-english-revisionpod/>

Aiming for 7+? Use these resources to give your knowledge and extra boost:

- Read around the texts using the British Library online resources: <https://www.bl.uk/learning/online-resources>
- Listen to the Folger Shakespeare library podcast: <https://www.folger.edu/shakespeare-unlimited> (episodes: 153, 152, 115, 113, 87, 66, 59, 49, 24, 16, 8 are particularly interesting)
- Listen to these shows on BBC Sounds:
 - Orwell: <https://www.bbc.co.uk/sounds/search?q=orwell>;
 - Dickens: <https://www.bbc.co.uk/sounds/search?q=charles+dickens&page=1>;
 - Poetry: <https://www.bbc.co.uk/programmes/b06qdjcn>

MATHEMATICS GCSE (Edexcel)

The Exam

Edexcel GCSE (9-1) Reference 1MA1

Students will be examined on their knowledge, skills and understanding of mathematical methods and concepts, covering five broad areas.

- Number
- Ratio and Proportion
- Algebra
- Geometry & Measures
- Statistics and Probability

Students will use their knowledge and understanding to make connections between mathematical concepts and apply them to a range of problems. The aims of the examination are to enable students to:

- Demonstrate knowledge, skills and understanding.
- Select and apply techniques to solve problems.
- Reason, make deductions and inferences, and draw conclusions.
- Interpret and communicate information appropriate to the information and context.

It is essential that all students have their own mathematical equipment, including a scientific calculator, a ruler, a protractor and pair of compasses. These are required in every lesson and critically for the exams. Much of the work in class is dependent on their use and students who continually fail to bring the right equipment will put themselves at a disadvantage in the exams.

How you will be assessed

Mathematics is a linear course and will be examined by three papers at the end of year 11. It is offered at two different tiers, Higher (Grades 4 to 9) and Foundation (Grades 1 to 5). Each paper carries an equal weighting towards the final grade in each tier.

Foundation level Paper 1 Non Calculator 1½ hours

Paper 2 Calculator 1½ hours

Paper 3 Calculator 1½ hours

Higher Level Paper 1 Non Calculator 1½ hours

Paper 2 Calculator 1½ hours

Paper 3 Calculator 1½ hours

Revision

1. Practice Questions & Mock Exams: Some time will be provided during lessons to revise topics and practice answering GCSE questions, not least through the mock exams themselves. Mock exams are often the best way to identify gaps in understanding and then to close these gaps as we go through the answers in class.
2. At the appropriate time we will use exam practice papers for homework and have revision clubs after school where students can receive extra guidance on topic gaps and complete further exam practice.
3. Each student has been issued with an on-line revision programme linking all the topics studied to on-line resources (from a website [MathsGenie](https://www.mathsgenie.co.uk/)). Each topic includes a video reminder of the topic, a range of past GCSE questions and worked solutions.
4. Revision books are available to buy in school including Revision Guides and Workbooks at Foundation and Higher. Each book is £2.50.
5. There are also a range of websites worth visiting including:
 - a. Edexcel GCSE – Past papers - <https://qualifications.pearson.com/en/qualifications/edexcel-gcses.html>
 - b. HegartyMaths – Topic based quizzes and videos - <https://hegartymaths.com/>
 - c. Other websites – for resources and further exam question practice. [Corbett Maths](https://www.corbettmaths.com/), [Just Maths](https://www.justmaths.com/), [BBC Bitesize](https://www.bbc.com/education/revision)

Key Science info 2020/21

Students will need a black pen, ruler, calculator and a pencil for every Science exam.

The Science department will provide all students:

- Knowledge organisers containing a summary of the content they require to learn in each unit. (Available now on MS Teams)
- Knowledge checklists as a summary of what students have covered in each topic to target their revision
- Revision placemats to help structure their own revision for each topic.
- Detailed analysis of each mock examination that students take so they can work on weaknesses.

In addition to this, students have already received training on how to use **Seneca learning** to support their revision. We recommend this forms part of their regular revision, and that all assignments are completed before their first GCSE exam.

Revision resources

Revision Guides: All students must have an AQA revision guide (see attached form for purchase at a reduced rate through school). There are optional extra's available for students targeting particular grades, and the CGP website has a wide range of other resources which can be purchased directly from them (science teachers can advise on the best resources).

Seneca: This is a free online platform which students can use both to revise and to test their understanding. Used properly it is an extremely powerful learning resource!

-There is also a 'premium' version which can be purchased. Students who purchased this found it a useful addition to their revision last year.

Past papers: A complete set of practice exam papers with mark schemes has been saved on MS Teams. Students can download and use these as they wish. We will supply further papers as the year progresses.

BBC Bitesize: The GCSE Science page of this website contains a large amount of free information and is a useful addition to other revision resources.

Youtube: There is a growing wealth of resources on Youtube to support students. 'Primrose Kitten', and 'Malmesbury Science' both offer excellent revision aids through this site. A note of caution however that students should not be relying on random Youtube clips for revision as they may not link to their specification or even be providing correct information.

Revision Planning

We recognize that there is more to revise for science than any other subject.

As a double GCSE with a larger knowledge base, students should be spending at least double the time on science revision. Students will need to be disciplined in identifying weak areas and working on those one at a time (one topic each day) to succeed.

WHAT CAN PARENTS DO?

- 1) Purchase a revision guide for your child, and check that they are using it effectively (not just reading it!).
- 2) Ensure students always have a calculator in their bag!
- 3) Check that they are working their way through the Seneca software at home.
- 4) Discuss with students which topics they need to be prioritising for revision.
- 5) Encourage students to attend after school revision & intervention sessions.
- 6) Ask students to teach you the topic they have been revising that day to check it has 'stuck'.

GCSE History

Exam Board: Edexcel

November Mock Papers:

	Paper 1	Paper 2	Paper 3
How long is the exam	1 hour	1 hour	1 hour and 20 mins
How many marks is the paper	36 marks	32 marks	56 marks
Units	➤ Crime and Punishment	➤ Anglo-Saxon and Norman England	➤ Weimar and Nazi Germany
Topics for revision	➤ Tolpuddle Martyrs ➤ Conscientious Objectors ➤ Development of the police over time ➤ Saxon and Norman C&P ➤ Development of crime over time	➤ Norman castles ➤ The 1066 succession crisis ➤ The 1075 revolt ➤ The Domesday Book	➤ The rise of the Nazis 1929-1932 ➤ Threats to the Weimar Republic 1918-1923

November Mocks Revision Suggestions:

- Use your knowledge checklists for each unit to help create a revision plan, ensuring you revise all the different sections of the topics being assessed
- Purchase a revision guide to help support you with your revision/learning. Revision guides are purchasable from the school at a discounted rate of £3 each.
- There are banks of exam questions on Teams. Plan answers to these or write them out in full. You're your work to your teachers for feedback. Use your recent mini-mocks, model answers and answers written together as a class to help with this activity.
- Trying to fill as much of a revision clock as possible before revisiting the material and adding to the mind map. Repeating the process over and over until there is no information forgotten! Revision clocks will be made available on teams for you.
- Teaching someone else in the family the topics studied!
- Creating flashcards and getting someone at home to test you.
- Watching and making notes from Youtube revision videos.
<https://www.youtube.com/channel/UCFQil7fsvemvnF3cmhnBFFQ> (good for Germany and Crime)
https://www.youtube.com/watch?v=1sK4JX0co8I&list=PLcvEcrcsF_9zK2bOCseaghBIucwf9pcsFX (a series of clips good for Saxon and Norman unit)
<https://www.youtube.com/watch?v=Br-QxsOJ-Jg> (a good overview of the Nazis rise to power)
<https://www.youtube.com/watch?v=RpJxMGweNZQ> (good resource for Nazi Germany)
<https://www.youtube.com/watch?v=9P48YT61zII&list=PLiIJmG1JW5k-17VrryjMdRc5TBFs6cMYk> (development of the police documentary)
https://www.youtube.com/watch?v=yMVy8_98I-o (Rise of Evil film)
- Seneca also has some exam board specific revision activities and quizzes
<https://app.senecalearning.com/courses?Price=Free&Exam+Board=Edexcel&Subject=History&Age+Group=G CSE>

Email Ms Williams or Mr Le Gassick over the half-term holidays if you are having problems or want feedback/support.

Geography GCSE

Exam Board : AQA 8035

November Mock Papers :

	Paper 1	Paper 2	Paper 3
How long is the exam	1 hour	1 hour 5 minutes	1 hour
How many marks is the paper	55 marks	63 marks	56 marks
What topics are on the paper	<ul style="list-style-type: none">➤ The Living World➤ Physical Landscapes of the UK	<ul style="list-style-type: none">➤ Urban Issues and Challenges➤ The Changing Economic World	<ul style="list-style-type: none">➤ Pre - Release booklet➤ Unseen fieldwork

November Mocks :

You will sit three papers in your November mocks as detailed above. You must ensure that you revise the topics carefully. You will receive your pre-release booklets before the October half term and we will spend time in lessons making sure that you are familiar with the content it covers. The pre-release booklet for this section of mocks will be based around tropical rainforests from our Living World module. This will help to support your revision for paper 1 also.

November Mocks Revision Suggestions :

- Using your knowledge checklists for each module to help you create a revision plan ensuring you revise all the different sections of the topics being assessed
- Using your knowledge organisers to summarise the key points of the different topics (these will be provided on teams so that you have it available to you electronically)
- Purchasing a revision guide to help support you with your revision / learning. If you purchase from school, we can offer a discounted price and there are two guides available; the cheaper version is £3.25 and is solely a revision guide whereas the more expensive version is £5.50 which contains a more detailed revision section along with a range of questions / activities for you to complete as part of your revision programme. You only need to purchase one. We can also offer revision cards which cover the entire course at a cost of £5.50
- Practising exam questions (and handing it to teachers for feedback after you have self-assessed)
- Trying to fill as much of a revision clock as possible before revisiting the material and adding to the mind map. Repeating the process over and over until there is no information forgotten! Revision clocks will be made available on teams for you
- Teaching someone else in the family the topics studied!
- Revisiting the worksheets completed (Geog Your Memory) for home learning which includes information on a variety of topics
- Making use of Seneca on the topics included in the exams
- <https://www.bbc.co.uk/bitesize/examspecs/zy3ptyc> Bitesize contains specific information related to the AQA specification
- www.internetgeography.net - Ensure you select the AQA Geography section and this will give you some more detailed information about certain case studies.

AQA GCSE SPANISH

Examinations and Course Content

In the GCSE this year, there are three examinations: Listening (33%), Reading (33%) and Writing (33%). Speaking will be assessed via teacher endorsement, but will not contribute to the overall grade.

Paper 1: Listening Foundation/Higher:

- Section A: Questions and answers in English
- Section B: Questions and answers in Spanish

Paper 2: Reading Foundation/Higher:

- Section A: Questions and answers in English
- Section B: Questions and answers in Spanish
- Section C: Translation into English

Paper 3: Writing

- Foundation:
Question 1: 4 short sentences to describe a photo
Question 2: Extended writing question – 40 words, based on 4 bullet points
Question 3: 5 sentences to translate into Spanish
Question 4: Extended writing question – choice of 2 topics - 90 words, based on 4 bullet points
- Higher:
Question 1: Extended writing question – choice of 2 topics - 90 words, based on 4 bullet points
Question 2: Extended writing question – choice of 2 topics – 150 words, based on 2 bullet points.
Question 3: Translation (paragraph) into Spanish

The topics of the GCSE are:

Theme 1: Identity and Culture			
1. Family, Friends, Relationships & Marriage	2. Technology	3. Free Time (Hobbies, Films, etc)	4. Spanish Customs and Festivals
Theme 2: National, International and Global Issues			
1. Home and Local Area	2. Social Issues: Voluntary Work and Health	3. Global Issues: Environment and Global Problems	4. Holidays
Theme 3: School & Careers			
1. School Life and Studies		2. Jobs, Careers, Post-16 Education	

Recommended Revision Focus Areas for the November Mocks:

- School
- Family, friends, relationships and marriage
- Home and local area
- Holidays and festivals
- Environment
- Work and charity work

Essential Revision Resources:

- **Verb Tables – You *must* know these inside out. Look, cover, write, check until you’ve got them!**

PAST (el año pasado, recientemente)		
	-ar	-er, -ir
I	é	í
He/she (my friend, my brother)	ó	ío
We	amos	imos
They (my friends, my parents)	aron	ieron

PRESENT (ahora, nunca)		
	-ar	-er, -ir
I	o	o
He/she (my friend, etc)	a	e
We	amos	emos imos
They (my friends, my parents)	an	en

- **ROTA bookmark phrases**
- **Quizlet:** choose the topics you most need to work on. Also note the following sets:

“Vocabulario a repasar para los exámenes”

<https://quizlet.com/8q9gzq?x=1jqt&i=c4j2s>

“ Positive, Negative, or Positive and Negative”

<https://quizlet.com/8cehyo?x=1jqt&i=c4j2s>

- **Listening Practice Questions** – Mark scheme is also in the link, so you can self-mark. We would recommend doing a maximum of two questions at a time, to space your practice out over time. The transcript is also provided so you can check for new words.

Foundation: <https://GEDOWUY.exampro.net>

Higher: <https://OECUREQ.exampro.net>

- **Grade 8/9: Review vocabulary from our sessions. In writing - remember to SPLART!**

Subjunctive & Si

Pluperfect & Perfect

Linked, longer sentences

Academic Language

Reasons for all opinions

Tenses: preterit, imperfect (=when I was younger), present, future, conditional, quisiera

AQA GCSE FRENCH

Examinations and Course Content

In the GCSE this year, there are three examinations: Listening (33%), Reading (33%) and Writing (33%). Speaking will be assessed via teacher endorsement, but will not contribute to the overall grade.

Paper 1: Listening Foundation/Higher:

- Section A: Questions and answers in English
- Section B: Questions and answers in French

Paper 2: Reading Foundation/Higher:

- Section A: Questions and answers in English
- Section B: Questions and answers in French
- Section C: Translation into English

Paper 3: Writing

- Foundation:
Question 1: 4 short sentences to describe a photo
Question 2: Extended writing question – 40 words, based on 4 bullet points
Question 3: 5 sentences to translate into French
Question 4: Extended writing question – choice of 2 topics - 90 words, based on 4 bullet points
- Higher:
Question 1: Extended writing question – choice of 2 topics - 90 words, based on 4 bullet points
Question 2: Extended writing question – choice of 2 topics – 150 words, based on 2 bullet points.
Question 3: Translation (paragraph) into French

The topics of the GCSE are:

Theme 1: Identity and Culture			
1. Family, Friends, Relationships & Marriage	2. Technology	3. Free Time (Hobbies, Films, etc)	4. French Customs and Festivals
Theme 2: National, International and Global Issues			
1. Home and Local Area	2. Social Issues: Voluntary Work and Health	3. Global Issues: Environment and Global Problems	4. Holidays
Theme 3: School & Careers			
1. School Life and Studies		2. Jobs, Careers, Post-16 Education	

Recommended Revision Focus Areas for the November Mocks:

- School
- Technology
- Customs & Festivals
- Family & Friends
- Environment
- Free Time

Essential Revision Resources:

- Verb Tables – You *must* know these inside out. Look, cover, write, check until you've got them! Revise your irregulars like 'I went' as well!
- Near future tense – aller (to go) + infinitive. Use 'je vais' (I am going) or 'nous allons' (we are going)

Present Tense:

	ER	IR	RE
I	e	is	s
You	es	is	s
(s)he/it	e	it	—
We	ons	issons	ons
You (pl)	ez	issez	ez
They	ent	issent	ent

Perfect (Past) Tense: 'AVOIR (to have) + past participle

	AR		Past participle endings
I have	j'ai		ER → é
You have	tu as		
(s)he/it has	il/elle a		IR → i
We have	nous avons		
You (pl) have	vous avez		RE → u
They have	ils/elles ont		

- **ROTA bookmark phrases**
- **Quizlet:** choose the topics you most need to work on. Also note the following sets:

"AQA tricky words part 2"

<https://quizlet.com/8r87ed?x=1jqt&i=1i3e72>

"Positive, Negative, or Positive and Negative"

<https://quizlet.com/8inld9?x=1jqt&i=1i3e72>

- **Listening Practice Questions** – Mark scheme is also in the link, so you can self-mark. We would recommend doing a maximum of two questions at a time, to space your practice out over time. The transcript is also provided so you can check for new words.

Foundation: <https://TOBUZEV.exampro.net>

Higher: <https://SAYECON.exampro.net>

- **Grade 7+**
Consider which high level structures you should include in your writing, and what an examiner will want to see in your work;
 - ✓ Imperfect – When I was younger, I used to like...
 - ✓ 'If' clauses – If it was possible, if I had the opportunity
 - ✓ Variety of tenses – perfect (past), present, conditional, near future
 - ✓ Structures including pronouns – I find it, he/she looks after me
 - ✓ Variety of conjunctions – Nevertheless, furthermore, although
 - ✓ Complex opinion phrases – I would say that, I think that, I believe that
 - ✓ Different forms of verbs – We watch, they play, etc.

GCSE Business

How will you be assessed?

There will be two exams at the end of year 11, both are written exams which are 1 hour 45 minutes long. They have equal weighting both contributing to 50% of the overall GCSE grade.

Paper 1	Paper 2
Topics assessed: <ul style="list-style-type: none"> • Business in the real world • Influences on business • Business operations • Human resources 	Topics assessed: <ul style="list-style-type: none"> • Business in the real world • Influences on business • Marketing • Finance

Business in the real world	<ul style="list-style-type: none"> ✓ The purpose and nature of business ✓ Business ownership ✓ Aims and objectives [influences] ✓ Stakeholders and Shareholders ✓ Business location ✓ Expanding a business
Influences on business	<ul style="list-style-type: none"> ✓ Technology ✓ Ethical and environmental considerations ✓ The economy ✓ Globalisation ✓ Legislation ✓ The competitive environment
Business operations	<ul style="list-style-type: none"> ✓ Production processes ✓ The role of procurement ✓ The role of logistics ✓ The supply chain ✓ The concept of quality ✓ Customer service
Human resources	<ul style="list-style-type: none"> ✓ Organisational structures ✓ Recruitment and selection of employees ✓ Motivation ✓ Training ✓ Contracts of employment
Marketing	<ul style="list-style-type: none"> ✓ Identifying and understanding customers ✓ Segmentation ✓ The purpose and methods of market research ✓ The marketing mix [4 Ps] ✓ Applying the marketing mix [4 Ps] ✓ Promotion and distribution
Finance	<ul style="list-style-type: none"> ✓ Sources of finance [internal and external] ✓ Cash flow ✓ Break even charts ✓ Financial terms and calculations ✓ Analysing the financial performance of a business

What resources are available to support my revision?

Business Companion	A detailed digital textbook that covers every topic. Especially useful for revising topics that you have identified as a weak area. This has been shared with you on Teams.
CGP Business revision guide	A very useful revision guide and workbook. The guide covers all topics and contains a series of questions for you to try. This can be purchased in school for £5.50.
Topic Worksheets	Dozens of useful topic worksheets designed to test your knowledge. A mixture of written tasks and fun tasks. These will be shared with you on Teams.
Unit exam papers	Six mini exam papers written by Tutor2U. One for each unit, these papers take approximately 45 minutes and test all required skills. These will be shared with you on Teams.
Additional revision sessions	These will be organised in the near future depending on current restrictions. Please note that identified students may be prioritised initially. Details will be shared with students in class.
BBC Bitesize [AQA]	Always popular with students. Be aware that this only provides a summary of key topics therefore should not be overly relied upon.

Top tips:

1. Completing practice questions is far more effective than simply reading notes.
2. Understanding the mark scheme / how to structure your answers is essential this will help you to focus your responses and be concise.
3. Communicate with your teacher! Let them know if you'd like some additional support – we're happy to arrange this.
4. Use your Personal Learning Checklists to identify areas that need to be revised – don't spend a long time covering topics that you already know.
5. Make new notes at home on these topics – don't just re-read / highlight your class notes [this is very ineffective].
6. Produce a keyword glossary and get somebody else to test your understanding of these terms.

GCSE Computer Science

How will you be assessed?

There will be two exams at the end of year 11, both are written exams which are 1 hour 30 minutes long. They have equal weighting both contributing to 50% of the overall GCSE grade.

Paper 1	Paper 2
Computer systems - Topics assessed: • Systems Architecture • Memory • Storage • Wired and wireless networks • Network topologies, protocols and layers • System security • System software • Ethical, legal, cultural and environmental concerns.	Computational thinking - Topics assessed: Algorithms • Programming techniques • Producing robust programs • Computational logic • Translators and facilities of languages • Data representation

Systems architecture	<ul style="list-style-type: none"> ✓ The purpose and function of the CPU ✓ Von Neumann architecture ✓ Registers ✓ Embedded systems
Memory	<ul style="list-style-type: none"> ✓ The difference between RAM and ROM ✓ The purpose of ROM in a computer system ✓ The purpose of RAM in a computer system ✓ The need for virtual memory ✓ Flash memory
Storage	<ul style="list-style-type: none"> ✓ Primary and secondary storage ✓ Types of storage [optical, magnetic & solid state] ✓ Suitability of storage devices
Wired and wireless networks	<ul style="list-style-type: none"> ✓ Network hardware ✓ Transmission media ✓ Domains
Topologies	<ul style="list-style-type: none"> ✓ Types of networks ✓ Network protocols ✓ Packet switching
System security	<ul style="list-style-type: none"> ✓ Posed threats to networks ✓ Identifying and preventing vulnerabilities
Systems software	<ul style="list-style-type: none"> ✓ The purpose and functionality of systems software ✓ Operating systems ✓ Utility system software
Ethical, legal & cultural	<ul style="list-style-type: none"> ✓ How to investigate and discuss Computer Science technologies ✓ How key stakeholders are affected by technologies ✓ Environmental impact of Computer Science
Algorithms	<ul style="list-style-type: none"> ✓ Computational thinking ✓ Standard searching algorithms ✓ Standard sorting algorithms ✓ Pseudocode

Programming techniques	<ul style="list-style-type: none"> ✓ The use of variables, constants, operators, inputs, outputs and assignments ✓ The use of the three basic programming constructs used to control the flow of a program ✓ The use of basic string manipulation ✓ The use of basic file handling operations
Producing robust programs	<ul style="list-style-type: none"> ✓ Defensive design considerations ✓ Maintainability ✓ The purpose of testing ✓ Types of testing ✓ How to identify syntax and logic errors ✓ Selecting and using suitable test data
Computational logic	<ul style="list-style-type: none"> ✓ Why data is represented in computer systems in binary form ✓ Boolean operators ✓ Applying computing-related mathematics
Translators and facilities of languages	<ul style="list-style-type: none"> ✓ Characteristics and purpose of different levels of programming language, including low level languages ✓ The purpose of translators ✓ The characteristics of an assembler, a compiler and an interpreter ✓ Common tools and facilities available in an integrated development environment (IDE)
Data representation	<ul style="list-style-type: none"> ✓ Bit, nibble, byte, kilobyte, megabyte, gigabyte, terabyte, petabyte ✓ How data needs to be converted into a binary format to be processed by a computer
*Numbers	<ul style="list-style-type: none"> ✓ Binary numbers ✓ Hexadecimal numbers
*Characters	<ul style="list-style-type: none"> ✓ The use of binary codes to represent characters ✓ The term 'character-set'
*Images	<ul style="list-style-type: none"> ✓ How an image is represented as a series of pixels represented in binary ✓ Metadata included in the file ✓ The effect of colour depth and resolution on the size of an image file
*Compression	<ul style="list-style-type: none"> ✓ Need for compression ✓ Types of compression: ✓ Lossy ✓ Lossless.

All students are required to complete a programming project. Following a recent change in DfE guidance, this can now be completed at home or in school.

The project provides students with 'hands on' experience of programming – essential for completing Paper 2.

GCSE Computer Science

What resources are available to support my revision?

CGP [OCR] Computer Science revision guide	A very useful revision guide and workbook. The guide covers all topics and contains a series of questions for you to try. Students will be given these.
Topic Worksheets	Dozens of useful topic worksheets designed to test your knowledge. A mixture of written tasks and fun tasks. These will be shared with you on Teams.
Unit exam papers	In house practice exam papers are available and will be provided for all students [after mock exams] along with model answers. These will be shared with you on Teams.
Additional revision sessions	These will be organised in the near future depending on current restrictions. Please note that identified students may be prioritised initially. Details will be shared with students in class.
Seneca	All students have access to a wide range of high quality revision materials via the Seneca website.
BBC Bitesize [OCR]	Always popular with students. Be aware that this only provides a summary of key topics therefore should not be overly relied upon.

Top tips:

1. Completing practice questions is far more effective than simply reading notes.
2. Understanding the mark scheme / how to structure your answers is essential this will help you to focus your responses and be concise.
3. Communicate with your teacher! Let them know if you'd like some additional support – we're happy to arrange this.
4. Use your Personal Learning Checklists to identify areas that need to be revised – don't spend a long time covering topics that you already know.
5. Make new notes at home on these topics – don't just re-read / highlight your class notes [this is very ineffective].
6. Produce a keyword glossary and get somebody else to test your understanding of these terms.

Edexcel GCSE Citizenship

The exam and revision

The exam

The November you will sit papers 1 and 2.

Paper 1 involves themes A, B and C. We studied these in year 10. I have old exercise books which will help with revision.

Paper 2 normally involves theme D and E. We have however, not started theme E. So this exam will solely focus on theme D.

Paper one will last 1 hour and 45 minutes long and made up of 80 marks.

Paper two will last 1 hour as theme E will not be included.

Both papers will involve short simple knowledge based answers as well as longer mark questions which will require the same structure as we do in lessons...Remember for these (12 and 15 mark) answers to give both sides of the debate/ point being presented and use the source if given. BE OPINIONATED!

Revising for the exam

Look back through your book at everything we have done this year. This includes: The media and global organisations. Make sure you understand the similarities between the organisations and differences. For example: How does NATO differ from the EU?

Many revision techniques will be appropriate for revising for this exam. You can use some of the following;

- Mind maps
- Revision cards
- Foldable revision sheets (key words)
- Mini tests/knowledge checkers
- Past papers and questions
- Audio techniques (recording yourself and listening back)
- Testing each other (we remember 95% of what we teach others)
- Using the revision guide available for £4.50 from Mr Dodge
- FaceTime others from the class and test each other over half term
- Use YouTube to find videos on any information you do not understand or have forgotten. For example, type into YouTube for theme B: "How is law made in Parliament?" or "How does NATO work?" for theme D.

The revision techniques that you use will be an individual preference on how you learn. No two learners are the same!!!

The exam and revision

R041: Reducing the risk of sport injuries

The exam

The R041 exam is the only externally assessed examination of the course. The exam can be sat in either January or June. The exam is 1 hour long and made up of 60 marks from a range of multiple choice, short and long answer questions. Here are a few hints and tips when answering the exam questions;

Multiple choice – These questions are worth only 1 mark, so you should be spending no more than a minute or so when answering them. If you are unsure on the answer, try eliminating any you know are incorrect first!

Short answer questions – These questions usually require 1 word or 1 sentence answers. The exam question will likely use terminology such as **state** or **identify**. You will not be required to give justification to your answers. Again, you should only be spending a short amount of time on these.



Long answer questions – The exam will provide a range of longer answer questions from 4 and 6 mark questions to one 8-mark question. You are likely to read terminology such as **explain** and **describe**. For these questions you will need to add a justification to your answers this will normally be in form of a practical example. You will want to spend a little longer answering these questions anywhere from 4-6 minutes.

The 8-mark question tests your ability to provide a detailed answer linking different topics from the R041 specification. The 8 mark questions will be levelled. This means your answer if marked not only on the comprehension of the questions/topic, but your ability to write a well-structured answer using correct terminology, spelling, punctuation and grammar. These questions will ask you to **discuss, compare** and **justify**. You will need to plan your answer carefully for this question, providing a range of evidence to support your points. You will also spend the most amount of time on this questions from around 8-10 minutes.

Revising for the exam

Many revision techniques will be appropriate for revising for this exam. You can use some of the following;

- Mind maps
- Revision cards
- Foldable revision sheets (key words)
- Mini tests/knowledge checkers
- Past papers and questions
- Audio techniques (recording yourself and listening back)
- Testing each other (we remember 95% of what we teach others)
- Using the OCR revision guide and workbook made for you from Miss Clark



The revision techniques that you use will be an individual preference on how you learn. However, within sport science, we must always relate our answers to sporting examples. **Therefore, in your revision ensure you are providing a sporting example!**

Drama GCSE OCR



How you will be assessed – Overview

The qualification is split in to 3 components. This includes:

Component 1 – Devising 40%

Develop a devised piece from a stimulus; completing a performance or design realisation.

Analysis and evaluation of the devised work- The portfolio

Component 2- Scripted 30%

Perform or design 1 extracts from a performance text and completion of a pro-forma

Component 3- 40%

Practical exploration and study of one complete performance text leading to an examination. Also a review of a recorded play.

So far...

We have been working incredible hard to complete our devised performances that we started before lockdown. We will be doing the performance in November with the portfolios expected to be handed in shortly after.

What you need to do now

Continue devising in lessons and completing your portfolio as homelearning. You need to gather your props, music and costume ready for your performance.

We could try to arrange out of lesson rehearsal time to support if requested.

30% of the course will be completed by December!!!

Up next...

We have taken part in exploring a variety of texts so far in preparation for component 2. You will need to select either a monologue or a duologue to perform while completing a pro-forma (4 questions about your text). We are hoping to start this straight after the portfolios are complete in December.

You will need to...

Select a monologue/duologue and rehearse. At home you will need to learn lines. This should be completed by March leaving time to focus on the final exam.

60% of the course will be completed by the end of March!!!

And finally...

The final component is an Exam on the text 'Blood Brothers' where you should have listened to an audio I prepared for on Teams as well as completed a detailed booklet on Blood Brothers; this should have been done during lockdown (This can be printed in school for the cost of ink and paper). After Christmas we will be doing mock exam questions as well as practical approaches to the text. On November 24th we will be doing a walking talking mock exam. We will also be watching a recorded theatre performance (Billy Elliot) and spending time analyzing and evaluating this before the walking talking mock.

Things to do

- Revise by going through the Blood Brothers booklet provided whilst listening to the audio again. Mr Newbury can run revision sessions if requested.
- Watch (on Youtube) or read the Blood Brother text again
- Watch the recording of Billy Elliot for the live review. Mr Newbury will prepare an audio as well as some notes to support revision.

You could purchase the following to support your revision:

- Blood Brothers (Modern Classics) Paperback- Publisher: Methuen Drama; new edition. (I can lend these out)
- New Grade 9-1 GCSE Drama Play Guide - Blood Brothers (CGP GCSE Drama 9-1 Revision).- Suggested
- New Grade 9-1 GCSE Drama Revision Guide (CGP GCSE Drama 9-1 Revision).- suggested

100% of the course will be completed by June!!!

GCSE Food Preparation and Nutrition - AQA

How you will be assessed – Overview

The qualification is split into 2 sections. These are:

Non Exam Assessment 2 (NEA 2) – A Food Preparation Task:

This task involves you researching a theme provide by the exam board, developing and cooking a 2 course menu based on this theme and then evaluating you menu. This task is completed in school, the practical exam will be in February and the entire task will be finished by March 2021. The 5 sections of NEA 2 are:

- Section A - Research
- Section B - Developing technical skills
- Section C -Planning your final menu
- Section D - Cooking the final menu (a 3 hour practical exam completed in school in February)
- Section E - Analysis and evaluation

The written exam

The written exam is taken at the end of year 11 and involves a combination of multiple choice questions and written answers.

So far...

We have been working on the research section of the NEA 2 task, looking into the origins and typical dishes cooked within international street food markets.

What you need to do now

Continue to work on writing up the research you have been doing for section A and ensure you bring ingredients in on the correct days to cook your meal items for section B. You will need to start deciding on your own recipes to cook after half term, please ask if you are unsure about what you are cooking.

You will need to...

- Select 6 recipes from your research that you will cook for section B of the NEA 2.
- Talk to Miss Parry about what you are cooking and how you can ensure you are including high skills.
- Ensure you bring your ingredients in on the correct days to cook.

And finally...

Home learning tasks will include exam questions and revision tasks, make sure you keep up with these as this will help prepare you for the written exam. There will be a mock exam before Christmas.

Things to do

- Continue to write up your research for NEA 2
- Consider which dishes you will choose to make for section B, you will need to choose 6 and this should ideally be 3 savoury and 3 sweet dishes.
- Continue to complete home learning and submit it on Teams or via email.
- Please see Miss Parry if you would like to buy the recommended revision guide to support your home learning and revision.

Grade Booster Mock

GCSE Art and Design AQA syllabus

- Photography GCSE

Your portfolio collection of work will now be 100% of the total GCSE grade. As you are aware the externally set assignment which used to comprise of 40% of the total GCSE grade has been taken away this academic year. This means you can continue to work on your portfolio until the 1st May.

You may also note that a mock exam will still be taking place, in a slightly different way. The art department have recently gone through every student's portfolio currently to get a good look at what is needed to boost your grade. We have decided to take advantage of the mock time because the exam period is an exceptionally exciting time and it's the time when students have been known to produce their best work. It's a time when you get to select the work or artists that inspire you and produce work you want to produce. The work produced as always will count towards your final GCSE grade.

Below are 3 options or starting points we would like to develop ready for the Mock Exam time. Please note that all Mock prep must be completed at home and in class when advised. Please select one of the following starting points and ensure some investigation, ideas and final outcome are produced with your teacher guiding you.

- Choose one option and produce a personal response.
- You have a preparatory period to research, develop, refine and record your ideas.
- Your work during the preparatory period could be in sketchbooks, journals, design sheets, separate studies or in any other appropriate form, including digital media.
- You must make reference to appropriate sources such as the work of artists, craftspeople, designers and/or photographers. These can be those named in your chosen starting point and/or other relevant examples. You must identify and acknowledge sources that are not your own.
- Following the preparatory period, you will have 5 hours of supervised time to complete your personal response.
- You must hand in your preparatory and supervised work at the end.
- The work submitted for this component can make use of digital and/or non-digital means, but must be produced unaided. Information
- You should discuss your ideas with your teacher before deciding on your starting point.
- You should make sure that all appropriate materials and/or equipment which you might need are available before you start the supervised sessions.

Your work will be marked according to how well you have shown evidence of:

- Developing ideas through investigations, demonstrating critical understanding of sources.
- Refining work by exploring ideas, selecting and experimenting with appropriate media, materials, techniques and processes.
- Recording ideas, observations and insights relevant to your intentions as work progresses.
- Presenting a personal and meaningful response that realises intentions and demonstrates understanding of visual language. Choose one of the following starting points and produce a personal response

1- In the news

Photojournalism uses photographic images to support written accounts of events in the news. Dorothea Lange used photographs to portray the living conditions of migrant workers in America in the 1930s. Bob Martin gives us visual information about sporting events in the news and the company, Rural Media Productions, encourages young people to explore news within their community through film making. Study suitable sources and produce work based on news of an event or issue in your locality

2- Light and dark

Willy Ronis and Horst P Horst often used back lighting to create a silhouette or tonal contrast between subject and background. Ferdinando Scianna and Alexey Bednij have used shadows to create contrast and pattern in their photographs. Marks and Spencer's advertising campaign for promoting their food products uses the intense colour of ingredients contrasted against dark backgrounds. Research appropriate sources and produce your own images based on Light and dark.

3- Stencil

This is about having an opportunity to be guided through a simple yet effective process. This option is decided with the teacher and student where the student's own art piece or photos can be turned into stencils and used as a body of work. Stencils can be used to refine older pieces of work or they can be used to create new pieces. You still need to carry out some research on Banksy but not about his stencil work but about why he produces what he does. What is he trying to say to the world.

Grade Booster Mock

GCSE Art and Design AQA syllabus

- Art, Craft and Design GCSE

Your portfolio collection of work will now be 100% of the total GCSE grade. As you are aware the externally set assignment which used to comprise of 40% of the total GCSE grade has been taken away this academic year. This means you can continue to work on your portfolio until the 1st May.

You may also note that a mock exam will still be taking place, in a slightly different way. The Art department have recently gone through every student's portfolio currently to get a good look at what is needed to boost your grade. We have decided to take advantage of the mock time because the exam period is an exceptionally exciting time and it's the time when students have been known to produce their best work. It's a time when you get to select the work or artists that inspire you and produce work you want to produce. The work produced as always will count towards your final GCSE grade.

Below are 5 options or starting points we would like to develop ready for the mock exam time. Please note that all mock preparation must be completed at home or in class when advised. Please select one of the following starting points and ensure some investigation, ideas and final outcome are produced with your teacher guiding you.

- Choose one option and produce a personal response.
- You have a preparatory period to research, develop, refine and record your ideas.
- Your work during the preparatory period could be in sketchbooks, journals, design sheets, separate studies or in any other appropriate form, including digital media.
- You must make reference to appropriate sources such as the work of artists, craftspeople, designers and/or photographers. These can be those named in your chosen starting point and/or other relevant examples. You must identify and acknowledge sources that are not your own.
- Following the preparatory period, you will have 5 hours of supervised time to complete your personal response.
- You must hand in your preparatory and supervised work at the end.
- The work submitted for this component can make use of digital and/or non-digital means, but must be produced unaided. Information
- You should discuss your ideas with your teacher before deciding on your starting point.
- You should make sure that all appropriate materials and/or equipment which you might need are available before you start the supervised sessions.

Your work will be marked according to how well you have shown evidence of:

- Developing ideas through investigations, demonstrating critical understanding of sources.
- Refining work by exploring ideas, selecting and experimenting with appropriate media, materials, techniques and processes.
- Recording ideas, observations and insights relevant to your intentions as work progresses.

- Presenting a personal and meaningful response that realises intentions and demonstrates understanding of visual language. Choose one of the following starting points and produce a personal response

1- Telling stories

Artists, craftspeople and designers have often been inspired by stories. Painter and craftspeople Marc Chagall illustrated stories from Russian folklore. Film maker and animator Tim Burton has directed dark, gothic and eccentric fantasy films based on classic children's stories. Photographer Kirsty Mitchell has created a photo book called 'Wonderland' inspired by stories from her childhood. Julia Feld makes illustrated ceramic vessels and Faith Ringgold has produced story quilts. Investigate appropriate sources and produce your own work in response to Telling stories.

2- In the news

World events, news and media reporting often inspire artists, craftspeople and designers. Textile artist Kirsty Whitlock takes ideas from newspaper headlines. Hannah Höch made photomontages from newspaper text and images that recorded events of the time. Nam June Paik made video installations using radios and televisions which explore the influence of mass media news reporting. Graphic designer Shepard Fairey documents news events through his poster designs and photographer Roshini Kempadoo creates photographic installations that interpret historical and contemporary news events. Research appropriate sources and create your own work based on In the news. 3 IB/G/Jun18/8201/X Turn over

3- Human figure

Many artists, craftspeople and designers are inspired by the human figure.

Pablo Picasso depicted the human figure in many different styles. Jaume Plensa's site-specific sculptures show the human figure in a thoughtful manner. Graphic illustrator Derek Gores uses magazine paper to create collaged portraits. The works of photographer Alexander Yakovlev and ceramicist Karen Elizabeth Vaughan capture dancers in motion. Raija Jokinen portrays everyday life and human emotion in her textile sculptures. Investigate appropriate sources and create your own work in response to Human figure.

4- Refine a piece already.

Some students need time to complete work already established and want to continue developing an idea already started. They may want to do some more investigation or take an idea further. This option allows you to continue with an already important piece. The same amount of time and prep is needed, Portfolios may need to go home in order for you to continue with your work. This must be arranged and discussed with your teacher.

5- Stencil

This is about having an opportunity to be guided through a simple yet effective process. This option is decided with the teacher and student where the student's own art piece or photos can be turned into stencils and used as a body of work. Stencils can be used to refine older pieces of work or they can be used to create new pieces. You still need to carry out some research on Banksy but not about his stencil work but about why he produces what he does. What is he trying to say to the world.

Revision Guides and Resources for GCSE and Vocational Courses.

Below is a list of revision guides that we recommend to support students' revision and independent study. These are available to purchase in shops and online, but we would strongly suggest buying them through the school, as we can sell them at the discounted rates below. Revision guides will be available to purchase from September via WisePay or the Finance Office.

Subject	Exam board	Title of Book/Revision Guide	Cost to the student	Suggested or compulsory
English Literature	AQA	<i>A Christmas Carol</i>	£4.99	Compulsory
		<i>Animal Farm</i>	£5.99	Compulsory
		<i>Romeo and Juliet</i>	£4.99	Compulsory
		Poetry Anthology	Free	
English language	AQA	New GCSE English Language AQA Revision Guide - for the Grade 9-1 Course	£5.00	Suggested
	AQA	New GCSE English Language AQA Workbook - for the Grade 9-1 Course (includes Answers)	£5.00	Suggested
Maths	Edexcel	Collins Edexcel GCSE Maths Revision Guide Foundation	£5.00	Suggested
	Edexcel	Collins Edexcel GCSE Maths Revision Guide Higher	£5.00	Suggested
	Edexcel	GCSE Practice Papers and worked solutions	Free	
	Edexcel	GCSE Maths Target Grade 5 - Number & Algebra	£3.00	All suggested and dependant on level working towards.
		GCSE Maths Target Grade 5 - Shape & Statistics	£3.00	
		GCSE Maths Target Grade 7 - Number & Statistics	£3.00	

		GCSE Maths Target Grade 7 - Algebra & Shape	£3.00	
		GCSE Maths Target Grade 9 - Algebra	£3.00	
		GCSE Maths Target Grade 9 - Shape & Statistics	£3.00	
			£3.00	
Science Combined	AQA GCSE	CGP - Combined Science Complete Revision & Practice (with practice Questions & answers)	£9.00	Compulsory minimum
		CGP - Combined Science Targeting Grade 8-9 Exam Practice Workbook (& answers)	£5	Suggested (if working towards 8-9)
Triple Science	AQA GCSE	CGP Complete Revision & Practice Guides (with practice Questions & answers) (Biology / Chemistry / Physics)	£6.00 Each £18.00 for complete set.	Compulsory minimum
		CGP Targeting Grade 8-9 Exam Practice Workbook (& answers)	£3 Each £9 for complete set.	Suggested (if working towards 8-9)
History	Edexcel	Anglo-Saxon and Norman England International Relations of the Cold War Crime and Punishment through time Weimar and Nazi Germany	£3 Each	Suggested
Geography	AQA	New GCSE 9-1 Geography AQA Revision Guide	£3.25	Suggested
		New GCSE 9-1 Geography AQA Complete Revision and Practice	£5.50	

Spanish	AQA	CGP - GCSE Spanish AQA Complete Revision & Practice (with CD & Online Edition) - Grade 9-1 Course	£6.50	Suggested
French	AQA	CGP - GCSE French AQA Complete Revision & Practice (with CD & Online Edition) - Grade 9-1 Course	£6.50	Suggested
Citizenship	Edexcel	GCSE Edexcel - Revise Pearson Edexcel GCSE (9-1) Citizenship Studies Revision Guide & Workbook	£4.50	Suggested
GCSE Business	AQA	New GCSE Business AQA Complete Revision and Practice - Grade 9-1 Course (with Online Edition)	£5.00	Suggested
		GCSE Business Knowledge book/ Business/ Tutor2u	£4.50	Suggested
iMedia	OCR	My Revision Notes: OCR Cambridge Nationals in Creative iMedia L 1 / 2: Pre-production skills and Creating digital graphics Paperback - 2017	£9.32	Suggested
Food and Nutrition	AQA GCSE	Food Preparation & Nutrition: Revision Guide (Paperback)	£12.99	Suggested
Sport Studies	OCR	My Revision Notes: Cambridge National Level 1/2 Sports Studies	£9.99	Suggested
Sport Science	OCR	Revision pack	Free	Provided
Drama		Blood Brothers and Live review revision support booklet - printed in school.	Free	

		Blood Brothers (Modern Classics) Paperback- Publisher: Methuen Drama; new edition.	£8.99	Suggested
		New Grade 9-1 GCSE Drama Play Guide - Blood Brothers (CGP GCSE Drama 9-1 Revision).	£5.77	Suggested
		New Grade 9-1 GCSE Drama Revision Guide (CGP GCSE Drama 9-1 Revision).	£5.77	Suggested
Photography	AQA GCSE	NA	NA	NA
Art and Design	AQA GCSE	NA	NA	NA